


1200 ZRS series



Dettagli pompa
Pump details



ATEX
II 2GD ck T4/T135°C
ON REQUEST

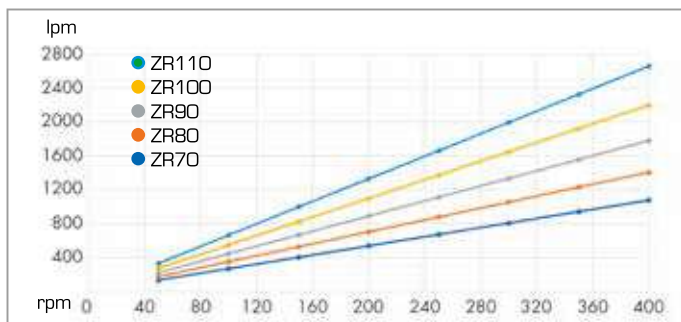
COSTRUZIONE / CONSTRUCTION	
POWER FRAME	84
CONFIGURATION	QUINTUPLEX HOR
MATERIAL STANDARD	S.S. / CAST / CER

Standard

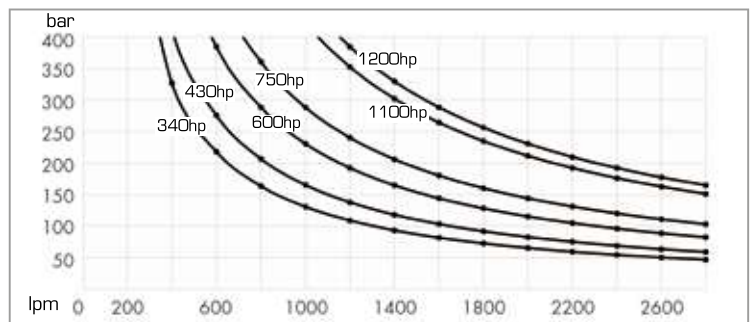
Tipo pompa Pump type	Portata Volume		Pressione Pressure			Gearbox r.p.m.		Potenza Power		Peso Weight kg
	L/min	US Gpm	bar	MPa	p.s.i.	1:3,739	1:4,5	hp	kW	
ZRS 70	1078	284	400	40	5800	1500	/ 1800	1122	825	3831
ZRS 80	1408	371	320	32	4640	1500	/ 1800	1173	862	3831
ZRS 90	1782	470	260	26	3770	1500	/ 1800	1206	887	3831
ZRS 100	2200	581	210	21	3045	1500	/ 1800	1202	884	3831
ZRS 110	2662	703	170	17	2465	1500	/ 1800	1178	866	3831

Portate teoriche con rendimento volumetrico 100% / Volumes are theoretical at 100% volumetric efficiency
Dati tecnici arrotondati per facilità di lettura / Technical data rounded for ease in readability

FLOW GRAPH (crankshaft speed)



POWER GRAPH



Dati indicativi non vincolanti soggetti a modifica senza preavviso / Datas are indicative not binding subject to change without notice.



ACCESSORIES VEDI Pag.70 - SEE pag.70