


300HP SRSHP series



Dettagli pompa
Pump details



ATEX
II 2GD ck T4/T135°C
ON REQUEST




COSTRUZIONE / CONSTRUCTION	
POWER FRAME	65
CONFIGURATION	TRIPLEX HOR - VERT
MATERIAL STANDARD	S.S. / CAST / CER

NEW

AIR-OIL COOLING PACKAGE

- Standard with any SRS, stationary or mobile.
- Increased efficiency and best oil temp control.
- Totally safe and reliable to suit 24/7 duties.
- Available as kit for retro-fittings.
- Multi voltage/frequency motor.
- 24 V.DC available



Standard

Pompa Pump	Portata Volume		Pressione Pressure			Gearbox r.p.m.			Potenza Power		Peso Weight
	L/min	US Gpm	bar	MPa	p.s.i.	1:2,90	1:3,46	1:4,23	hp	kW	
SRS 26	75	19.9	1500	150	21750	1500 / 1800 / 2200			290	213	1211
SRS 30	99	26.5	1200	120	17400	1500 / 1800 / 2200			309	227	1211
SRS 32	113	29.8	1000	100	14500	1500 / 1800 / 2200			293	215	1211
SRS 36	143	37.8	800	80	11600	1500 / 1800 / 2200			297	218	1211

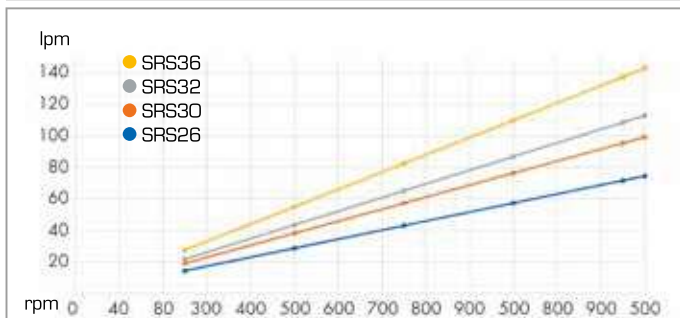
Portate teoriche con rendimento volumetrico 100% / Volumes are theoretical at 100% volumetric efficiency
 Dati tecnici arrotondati per facilità di lettura / Technical data rounded for ease in readability



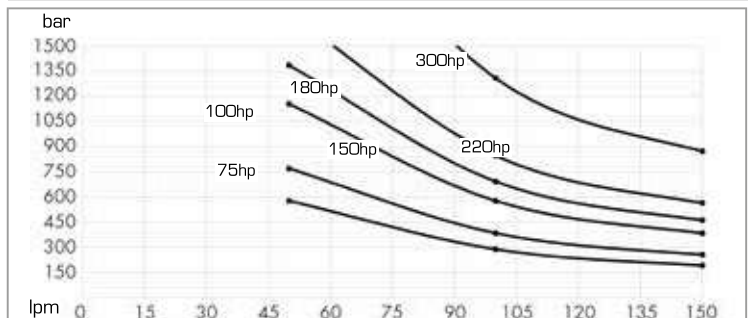
ACCESSORIES VEDI Pag. 70 - SEE pag. 70



FLOW GRAPH (crankshaft speed)



POWER GRAPH



Dati indicativi non vincolanti soggetti a modifica senza preavviso / Datas are indicative not binding subject to change without notice.